



LS2
HELMETS

HELMET SIZING GUIDE

FIND OUT WHAT HELMET FITS YOU

1 SHELL SIZE GUIDE

To know what helmet size you are, you must measure the circumference of your head. For this you can help yourself, for example, with a measuring tape or a thread. Once that value is obtained, you will find your corresponding size in the following table.

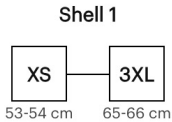
NOTE: PLEASE REFER TO PRODUCT DESCRIPTION FOR HELMET SHAPE.



SHELL SIZES

Most helmets have two shells (outer part) for the entire range of sizes. If there are more shells, you can wear one that is more suited to the circumference of your head without having to carry the weight and size of one that is excessively large for you.

ADULT SIZES	HEAD CIRCUMFERENCE
XXS	51-52 cm
XS	53-54 cm
S	55-56 cm
M	57-58 cm
L	59-60 cm
XL	61-62 cm
XXL	63-64 cm
3XL	65-66 cm
4XL	67-68 cm



2 SHELL OPEN FACE SIZE GUIDE

To know what helmet size you are, you must measure the circumference of your head. For this you can help yourself, for example, with a measuring tape or a thread. Once that value is obtained, you will find your corresponding size in the following table.

NOTE: PLEASE REFER TO PRODUCT DESCRIPTION FOR HELMET SHAPE.

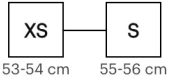


SHELL SIZES

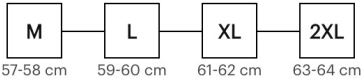
Most helmets have two shells (outer part) for the entire range of sizes. If there are more shells, you can wear one that is more suited to the circumference of your head without having to carry the weight and size of one that is excessively large for you.

ADULT SIZES	HEAD CIRCUMFERENCE
XXS	51-52 cm
XS	53-54 cm
S	55-56 cm
M	57-58 cm
L	59-60 cm
XL	61-62 cm
XXL	63-64 cm
3XL	65-66 cm
4XL	67-68 cm

Shell 1



Shell 2



2 SHELL MODULAR SIZE GUIDE

To know what helmet size you are, you must measure the circumference of your head. For this you can help yourself, for example, with a measuring tape or a thread. Once that value is obtained, you will find your corresponding size in the following table.

NOTE: PLEASE REFER TO PRODUCT DESCRIPTION FOR HELMET SHAPE.

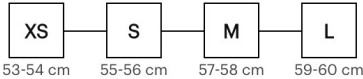


SHELL SIZES

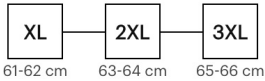
Most helmets have two shells (outer part) for the entire range of sizes. If there are more shells, you can wear one that is more suited to the circumference of your head without having to carry the weight and size of one that is excessively large for you.

ADULT SIZES	HEAD CIRCUMFERENCE
XXS	51-52 cm
XS	53-54 cm
S	55-56 cm
M	57-58 cm
L	59-60 cm
XL	61-62 cm
XXL	63-64 cm
3XL	65-66 cm
4XL	67-68 cm

Shell 1



Shell 2



3 SHELL SIZE GUIDE

To know what helmet size you are, you must measure the circumference of your head. For this you can help yourself, for example, with a measuring tape or a thread. Once that value is obtained, you will find your corresponding size in the following table.

NOTE: PLEASE REFER TO PRODUCT DESCRIPTION FOR HELMET SHAPE.

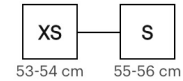


SHELL SIZES

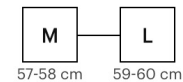
Most helmets have two shells (outer part) for the entire range of sizes. If there are more shells, you can wear one that is more suited to the circumference of your head without having to carry the weight and size of one that is excessively large for you.

ADULT SIZES	HEAD CIRCUMFERENCE
XXS	51-52 cm
XS	53-54 cm
S	55-56 cm
M	57-58 cm
L	59-60 cm
XL	61-62 cm
XXL	63-64 cm
3XL	65-66 cm
4XL	67-68 cm

Shell 1



Shell 2



Shell 3



4 SHELL SIZE GUIDE

To know what helmet size you are, you must measure the circumference of your head. For this you can help yourself, for example, with a measuring tape or a thread. Once that value is obtained, you will find your corresponding size in the following table.

NOTE: PLEASE REFER TO PRODUCT DESCRIPTION FOR HELMET SHAPE.

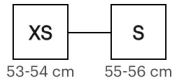


SHELL SIZES

Most helmets have two shells (outer part) for the entire range of sizes. If there are more shells, you can wear one that is more suited to the circumference of your head without having to carry the weight and size of one that is excessively large for you.

ADULT SIZES	HEAD CIRCUMFERENCE
XXS	51-52 cm
XS	53-54 cm
S	55-56 cm
M	57-58 cm
L	59-60 cm
XL	61-62 cm
XXL	63-64 cm
3XL	65-66 cm
4XL	67-68 cm

Shell 1



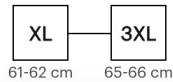
Shell 2



Shell 3



Shell 4



6 SHELL SIZE GUIDE

To know what helmet size you are, you must measure the circumference of your head. For this you can help yourself, for example, with a measuring tape or a thread. Once that value is obtained, you will find your corresponding size in the following table.

NOTE: PLEASE REFER TO PRODUCT DESCRIPTION FOR HELMET SHAPE.

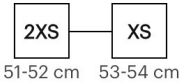


SHELL SIZES

Most helmets have two shells (outer part) for the entire range of sizes. If there are more shells, you can wear one that is more suited to the circumference of your head without having to carry the weight and size of one that is excessively large for you.

ADULT SIZES	HEAD CIRCUMFERENCE
XXS	51-52 cm
XS	53-54 cm
S	55-56 cm
M	57-58 cm
L	59-60 cm
XL	61-62 cm
XXL	63-64 cm
3XL	65-66 cm
4XL	67-68 cm

Shell 1



Shell 2



Shell 3



Shell 4



Shell 5



Shell 6



1 SHELL JUNIOR SIZE GUIDE

To know what helmet size you are, you must measure the circumference of your head. For this you can help yourself, for example, with a measuring tape or a thread. Once that value is obtained, you will find your corresponding size in the following table.

NOTE: PLEASE REFER TO PRODUCT DESCRIPTION FOR HELMET SHAPE.



SHELL SIZES

Most helmets have two shells (outer part) for the entire range of sizes. If there are more shells, you can wear one that is more suited to the circumference of your head without having to carry the weight and size of one that is excessively large for you.

JUNIOR SIZES	HEAD CIRCUMFERENCE
S	47-48 cm
M	49-50 cm
L	51-52 cm

